

QLG5~500KV/0.2A Product Data

High voltage bridge rectifier **QLG5~500KV/0.2A** adopts high reliable mesa structure and diffusion craftwork, epoxy resin molded in a compact structure.

■ Feature

- Avalanche characteristic
- More sizes to choose
- Epoxy resin molded in vacuum, have anticorrosion in the surface
- Operating junction temperature Tj: -40°C—+150°C

■ Application

- High voltage rectifier used in electrostatic cleaning
- High voltage generator
- High voltage testing equipment
- General purpose high voltage rectifier, voltage multiplier assembly

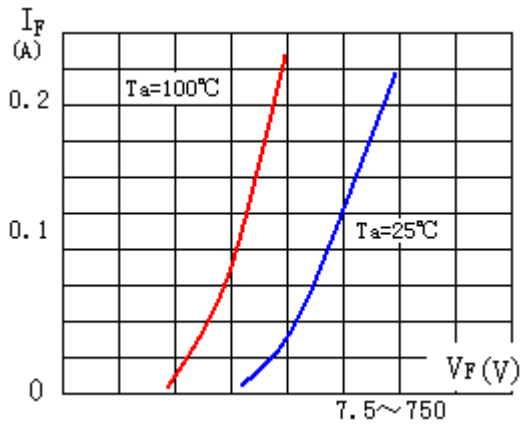
■ Limiting Value (Absolute Maximum Rating)

Item	Symbol	Unit	Conditions	Data
Repetitive Peak Reverse Voltage (Single Arm)	V_{RRM}	KV	Ta=25°C I _R =1.0μA	5~500.0
Peak Working Reverse Voltage (Single Arm)	V_{RWM}	KV	Ta=25°C I _R =1.0μA	5~500.0
Non-Repetitive Peak Reverse Voltage (Single Arm)	V_{RSM}	KV	Ta=25°C I _R =1.0μA	6~600.0
Average Forward Current	$I_{F(AV)}$	A	(50KHz Half-sine Wave , Resistance load @T _{break} =50°C)	0.2
Reverse Recovery Time	trr	nS	I _F =50mA I _R =100mA I _{RR} =25mA	80/100
Surge Forward Current	I_{FSM}	A	0.01S @ Half-Sine wave 50Hz	10.0
Operating Ambient Temperature	T _a	°C		-40~+125
Storage Temperature	T _{stg}	°C		-40~+125

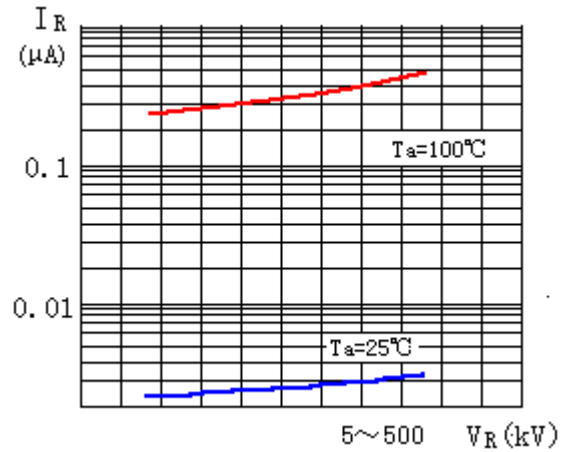
■ Electrical Characteristic (Ta=25°C Unless Otherwise Specified)

Forward Peak Voltage (Single Arm; Reference Value)	V_{FM}	V	@ Ta=25°C I _F =0.02A	7.5~750.0
Peak Reverse Current (Reference Value)	I_{RRM1}	μA	@ Ta=25°C V _{RM} =V _{RRM}	5.0
	I_{RRM2}	μA	@ Ta=100°C V _{RM} =V _{RRM}	100.0

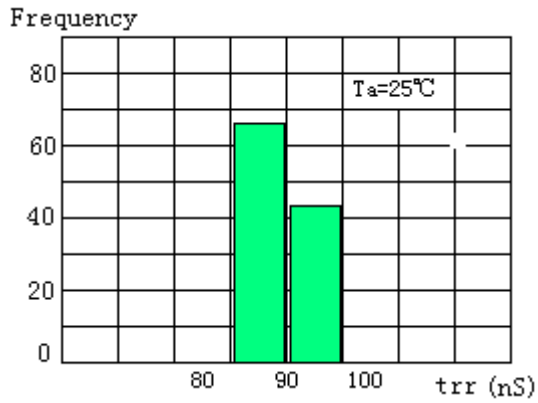
■ Characteristic Curve



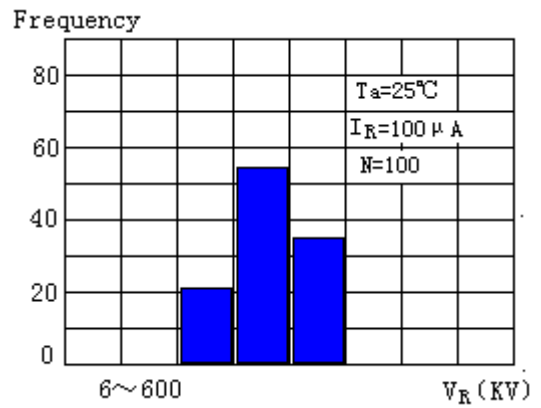
Forward Characteristics



Reverse Characteristics



Reverse Recovery Time Distribution



Avalanche Breakdown Voltage Distribution